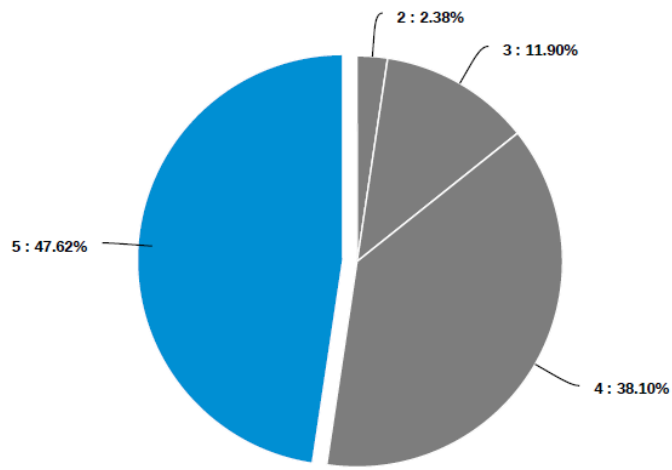


Powell River Curling Club 2023/24 End of Season Survey

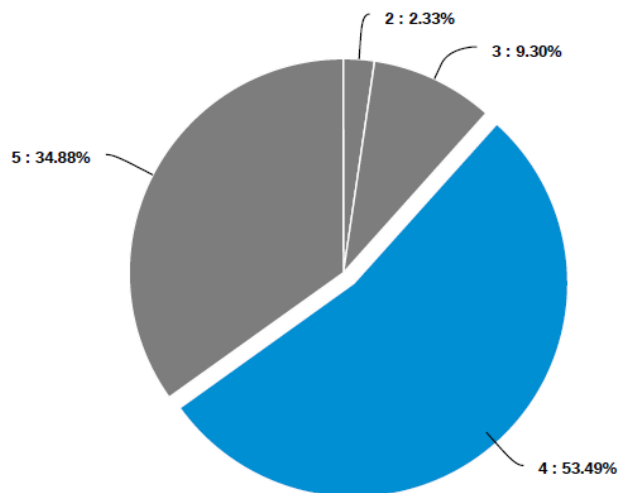
How satisfied were you with...

Statement	1	2	3	4	5
Cost to Play	0 0%	1 2.38%	5 11.9%	16 38.1%	20 47.62%
Website	0 0%	1 2.33%	4 9.3%	23 53.49%	15 34.88%
Registration Process	0 0%	0 0%	6 14.63%	15 36.59%	20 48.78%
Bar and Lounge	0 0%	0 0%	2 4.65%	15 34.88%	26 60.47%
Information from Board	0 0%	1 2.33%	5 11.63%	19 44.19%	18 41.86%
Building Improvements	0 0%	0 0%	3 7.14%	7 16.67%	32 76.19%

Cost to Play

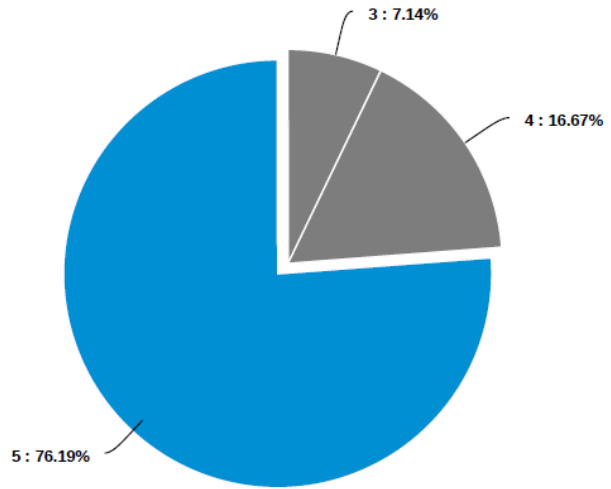


Website

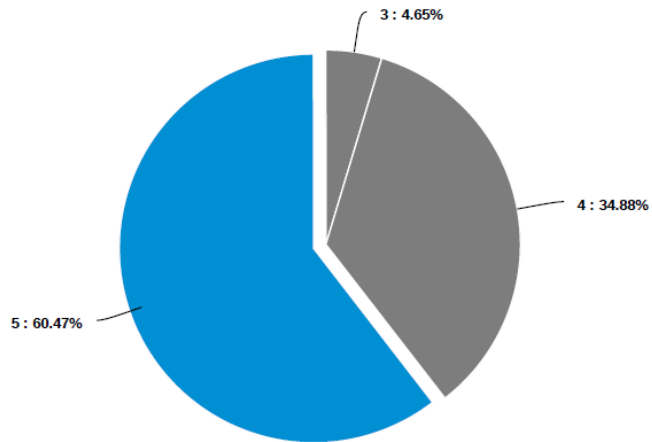


Powell River Curling Club 2023/24 End of Season Survey

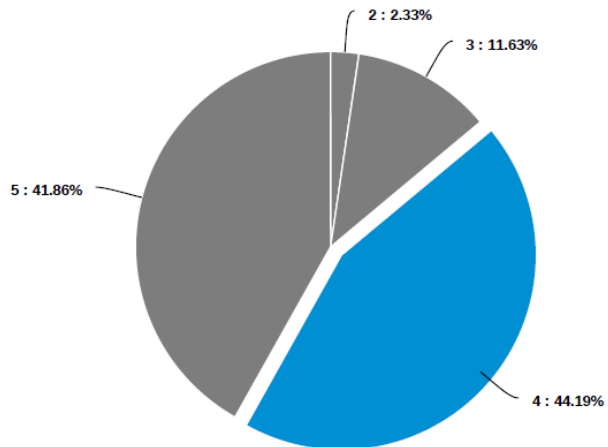
Building Improvements



Bar and Lounge

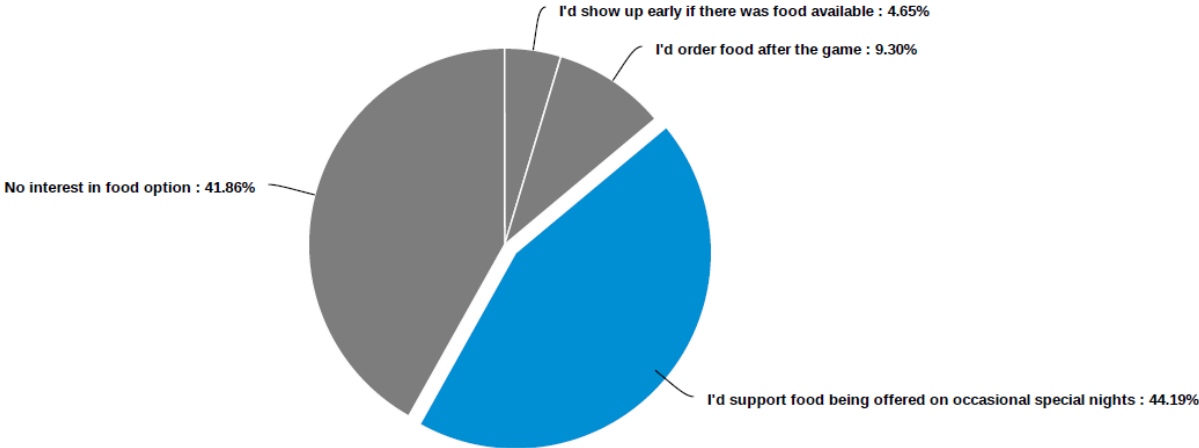


Information from Board



Powell River Curling Club 2023/24 End of Season Survey

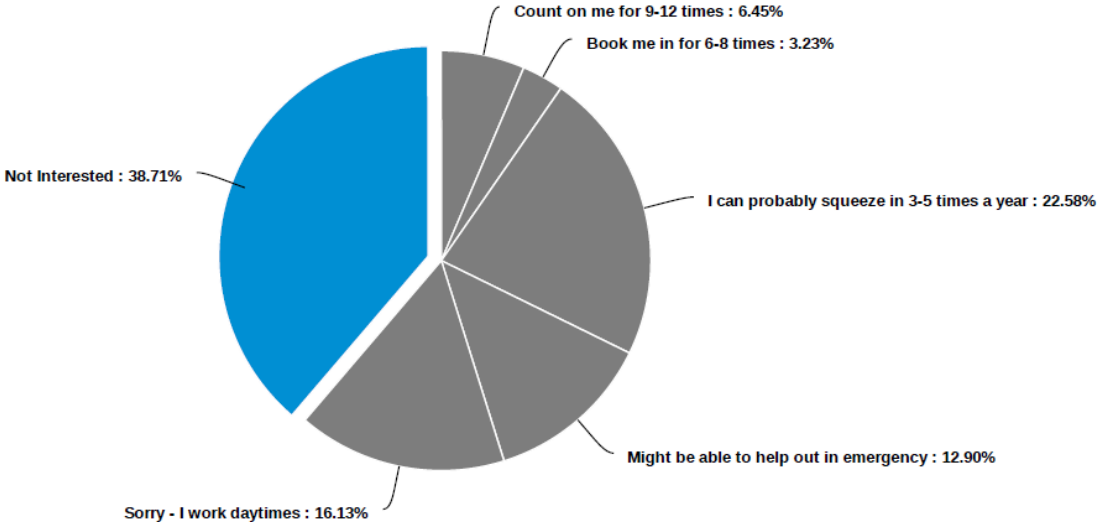
Would you like to see food options before or after league play?



How would you rate ice conditions during year?

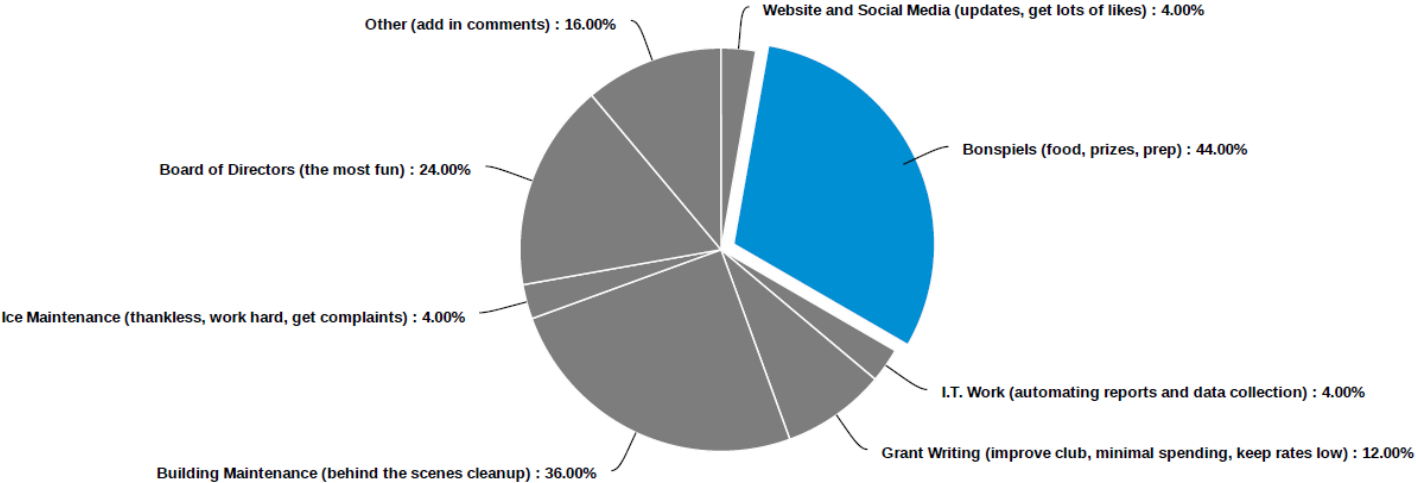
Statement	1	2	3	4	5
Cleanliness	0 0%	0 0%	4 9.3%	20 46.51%	19 44.19%
Amount of Curl	0 0%	4 9.3%	10 23.26%	17 39.53%	12 27.91%
Speed	0 0%	1 2.33%	8 18.6%	21 48.84%	13 30.23%
Consistency	2 4.65%	3 6.98%	14 32.56%	14 32.56%	10 23.26%
Prepared on Time	0 0%	0 0%	0 0%	7 16.67%	35 83.33%

Can you help on-ice with Junior and School Programs?

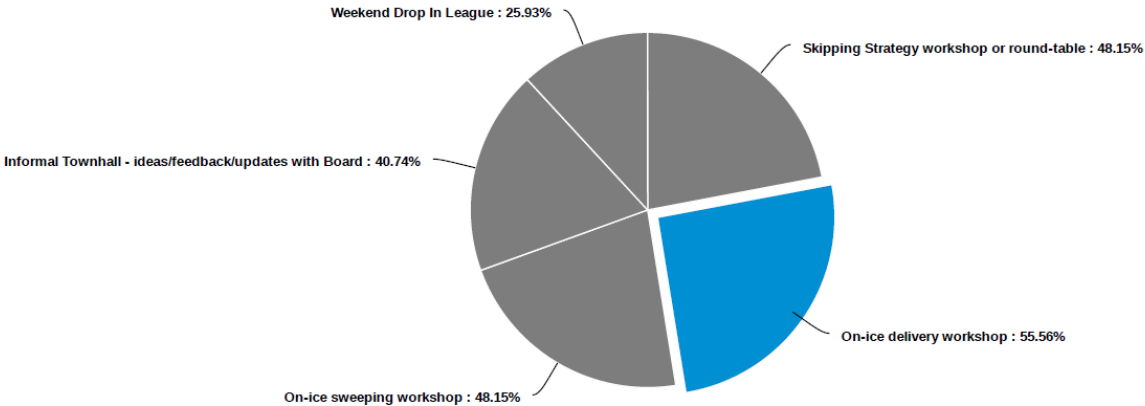


Powell River Curling Club 2023/24 End of Season Survey

Would you consider helping out in other areas?



Would you have any interest in:



How would you describe your overall experience at the Powell River Curling Club?

